

# PRODUCT CATEGORY RULES FOR BUILDING RELATED PRODUCTS AND SERVICES

as per ISO 14025 and EN 15804+A2

for preparation of EPDs (Environmental Product Declarations)  
according to the EPD programme of the BAU EPD GmbH




[www.bau-epd.at](http://www.bau-epd.at)

## Part B: Requirements on the EPD for ETICS - thermal insulation composite systems

PCR-Code: 2.22.2.1

Date 2023-01-27



## Imprint

### Publisher:

Bau EPD GmbH

Seidengasse 13/3

A-1070 Vienna

Austria

<http://www.bau-epd.at>

[office@bau-epd.at](mailto:office@bau-epd.at)

© Bau EPD GmbH

Picture credits frontpage: STO GmbH

### Tracking of versions

Version	Comments	Date of changes
3.0	New structure following decisions of TAC from 2017-05-11, adaptations following resolutions from TAC in autumn 2016 and 2017.	2017-08-17
4.0	Changes following decisions of TAC since last publication. Changes on occasion of verification of PCR for concrete and concrete elements as well as resulting from working out the PCR for steel reinforcement. Changes to be made in all PCR B parts as well as some editorial changes. Index now included.	2019-07-06
5.0	Adaptation as per EN 15804:2019+A2:2019; adaptation of rules for declaration of geographical representativity	2020-11-05
6.0	Public version for interested parties after approval of PCR review panel.	2021-01-12
7.0	Consideration of comments, approval for EPD creation	2021-04-07
8.0	Adaptation tables module B and C, minor editorial changes	2021-08-27
9.0	<b>Change ECO Platform logo, note to photographic rights, minor editorial changes (created by SR, checked by FG and approved by SR)</b>	<b>2021-11-27</b>
10.0	<b>Addition of accreditation mark, change owner, publisher, holder of declaration, specification of CF factors, editorial changes, title page EPD declaration of Energy Mix Approach, (created by SR, checked by FG and approved by SR)</b>	<b>2023-01-27</b>

## Contents

1. Scope .....	5
Requirements on the layout of the EPD .....	5
Content of the EPD.....	5
1. General information .....	9
2. Product .....	10
2.1 General product description .....	10
2.2 Application field .....	10
2.3 Standards, guidelines and regulations relevant for the product .....	10
2.4 Technical data .....	11
2.5 Basic/auxiliary materials .....	13
2.6 Production .....	14
2.7 Packaging.....	14
2.8 Conditions of delivery.....	14
2.9 Transport.....	14
2.10 Processing/ installation .....	14
2.11 Use stage.....	14
2.12 Reference service life (RSL).....	15
2.13 Reuse and recycling .....	15
2.14 Disposal.....	15
2.15 Further information .....	15
3. LCA: Calculation rules.....	16
3.1 Declared unit/ Functional unit .....	16
3.2 System boundary.....	16
3.3 Flow chart of processes/stages in the life cycle.....	18
3.4 Estimations and assumptions.....	18
3.5 Cut-off criteria.....	18
3.6 Data sources .....	18
3.7 Data quality.....	18
3.8 Reporting period .....	18
3.9 Allocation.....	18
3.10 Comparability .....	18
4. LCA: Scenarios and additional technical information.....	18
4.1 A1-A3 product stage.....	19
4.2 A4-A5 Construction process stage.....	19
4.3 B1-B7 use stage.....	19
4.4 C1-C4 End-of-Life stage.....	21
4.5 D Potential of reuse and recycling.....	21
5. LCA: results.....	22

6.	LCA: Interpretation .....	26
7.	Literature .....	27
8.	Directory and Glossary.....	27
8.1	List of figures.....	27
8.2	List of tables.....	27
8.3	Abbreviations.....	28

## 1. Scope

This document contains the **Requirements on an Environmental Product Declaration (EPD)** as per EN 15804 and ISO 14025 and requirements of Bau EPD GmbH GmbH for thermal insulation composite systems (ETICS) for thermal insulation and design of buildings consisting of

- insulating material,
- reinforcement,
- base coat and top coat as well
- Glue, dowels or insulation board fasteners

The individual system components adhesive and base coat mortar, insulating material and finishing coat should be based on specifically collected data so that an EPD can be calculated.

Coatings and coverings (primers, facade paints, brick slips, ceramic or glass tiles) and accessories such as edge protection profiles, plaster strips are not part of the declaration.

The requirements on the EPD include:

- Requirements from EN ISO 14025
- Requirements on the EN 15804 standard as a European core EPD
- Requirements from EN 16783 as complementary product PCR for insulating materials
- Complementary requirements on EPD of Bau EPD GmbH

The calculation rules for the Life Cycle Assessment and Requirements on the project report are specified in a separate document – “Management System Handbook chapter 5” of Bau EPD GmbH.

## Requirements on the layout of the EPD

Bau-EPD GmbH determines the following features with regard to the layout of the EPD:

- The document on hand defines the format template for EPD-document that is to fill in (Word file „Format template EPD Bau EPD GmbH“, download at [www.bau-epd.at](http://www.bau-epd.at)).
- The content of an EPD is not limited in length of text.
- The layout of the front page of the EPD is defined and picture material must be accorded with Bau EPD GmbH (not more than 4 MB).
- On the last page of the EPD the publishing institution as well as the programme operator (Bau EPD GmbH in both cases), the LCA practitioner and owner of the declaration must be indicated with a logo and full address (including telephone number, fax number, email and website).
- Generally the font „Calibri“ must be used.
- In addition to the EPD as Microsoft Word format an Excel-document (BAU EPD M-DOCUMENT 8- excel-file for electronic data transfer Editor baubook ECO Platform) must be created including the result tables for electronic transfer and complying to EN 15942 (ITM Matrix). The templates of Bau EPD GmbH must be used, for these tables also serve to forward data to database owners (ECO Platform/ECO Portal, OEKOBAUDAT and BAUBOOK).

## Content of the EPD

The following format template respective guidance describes the required structure of the EPD document including the **required content for each individual chapter**.

In addition to that, this document is giving **specific notes for the creation of an EPD of ETICS** and **specific LCA calculation rules for ETICS** that must be considered when creating the EPD and underlying LCA study.

Parts of the content that are considered as additional information of optional character (=not required as per international standard and/or guidelines from ECO Platform) are marked in lilac colour. This information is free to choose whether to declare or not and indications can be delivered by the owner of the declaration on optional basis.

Legend:

- Blue:** required content for each chapter
- Turquoise:** specific requirements for EPD of materials from the scope of the PCR
- Green:** specific LCA rules for EPD of material from the scope of the PCR
- Violet:** additional information of optional character

# EPD - ENVIRONMENTAL PRODUCT DECLARATION

As per ISO 14025 and EN 15804



OWNER AND PUBLISHER	Bau EPD GmbH, A-1070 Wien, Seidengasse 13/3, <a href="http://www.bau-epd.at">www.bau-epd.at</a>
PROGRAMME OPERATOR	Bau EPD GmbH, A-1070 Wien, Seidengasse 13/3, <a href="http://www.bau-epd.at">www.bau-epd.at</a>
HOLDER OF THE DECLARATION	Name of declaration holder
DECLARATION NUMBER	To be accorded with Bau EPD GmbH
ISSUE DATE	Date
VALID TO	Date
NUMBER OF DATASETS	Number
ENERGY MIX APPROACH	MARKET BASED APPROACH

Name and description of product

Name of declaration owner

picture

To be accorded with declaration owner  
and Bau EPD GmbH

(Note: photographic rights must be  
clarified and cited)

Company logo of  
declaration owner

Contents:

Content of the EPD.....	5
1. General information .....	9
2. Product .....	10
2.1 General product description .....	10
2.2 Application field .....	10
2.3 Standards, guidelines and regulations relevant for the product .....	10
2.4 Technical data .....	11
2.5 Basic/auxiliary materials.....	13
2.6 Production .....	14
2.7 Packaging.....	14
2.8 Conditions of delivery.....	14
2.9 Transport .....	14
2.10 Processing/ installation .....	14
2.11 Use stage.....	14
2.12 Reference service life (RSL).....	15
2.13 Reuse and recycling .....	15
2.14 Disposal.....	15
2.15 Further information .....	15
3. LCA: Calculation rules.....	16
3.1 Declared unit/ Functional unit .....	16
3.2 System boundary.....	16
3.3 Flow chart of processes/stages in the life cycle.....	18
3.4 Estimations and assumptions.....	18
3.5 Cut-off criteria.....	18
3.6 Data sources .....	18
3.7 Data quality.....	18
3.8 Reporting period .....	18
3.9 Allocation.....	18
3.10 Comparability .....	18
4. LCA: Scenarios and additional technical information.....	18
4.1 A1-A3 product stage.....	19
4.2 A4-A5 Construction process stage.....	19
4.3 B1-B7 use stage.....	19
4.4 C1-C4 End-of-Life stage.....	21
4.5 D Potential of reuse and recycling.....	21
5. LCA: results.....	22
6. LCA: Interpretation .....	26
7. Literature .....	27

8. Directory and Glossary.....	27
8.1 List of figures.....	27
8.2 List of tables.....	27
8.3 Abbreviations.....	28



**1. General information**

<p><b>Product name</b> Name and description of product</p>	<p><b>Declared Product / Declared Unit</b> Description of the declared product and declared unit/functional unit</p>
<p><b>Declaration number</b> To be accorded with Bau EPD GmbH</p>	<p><b>Number of datasets in EPD Document(s):</b> XX</p>
<p><b>Declaration data</b> <input type="checkbox"/> Specific data <input type="checkbox"/> Average data</p>	<p><b>Range of validity</b> The products considered in the data of the life cycle assessment and for which the declaration applies must be named.</p>
<p><b>Declaration based on:</b> MS-HB version dated dd.mm.yyyy: Name of PCR PCR Code Version (PCR tested and approved by the independent expert committee = PKR-Gremium) The owner of the declaration is liable for the underlying information and evidence; Bau EPD GmbH is not liable with respect to manufacturer information, life cycle assessment data and evidence.</p>	<p>In the case of an average EPD, this type of EPD must be pointed out. The representativeness of the declaration must be shown with regard to the production volume covered by the life cycle assessment and the technology used. Likewise, the range of fluctuation of the product group considered, must be specified in the interpretation.</p>
<p><b>Type of Declaration as per EN 15804</b> From cradle to ... .. LCA-method (i.e. cut-off by classification)</p>	<p><b>Database, Software, Version</b> Declaration of background database, Software used and both its versions <b>Version Characterisation Factors:</b> Quelle, Version</p>
<p><b>Author of the Life Cycle Assessment</b> Name of the author Institution, Address website</p>	<p><b>The CEN standard EN 15804:2014+A1 serves as the core-PCR.</b> <b>Independent verification of the declaration according to ISO 14025:2010</b>  <input type="checkbox"/> internally      <input checked="" type="checkbox"/> externally  <b>Verifier 1:</b>      Name <b>Verifier 2:</b>      Name</p>
<p><b>Holder of the Declaration</b> Name of the manufacturer/owner Institution, Address website</p>	<p><b>Owner, Publisher and Programme Operator</b> Bau EPD GmbH Seidengasse 13/3 1070 Vienna Austria</p>

DI (FH) DI DI Sarah Richter  
Head of Conformity Assessment Body

Academic Title Name  
Verifier

Academic Title Name,  
Verifier

**Note:** EPDs from similar product groups from different programmes might not be comparable.

## 2. Product

### 2.1 General product description

For the product description the characteristics of the declared product must be described. In case of average EPD (“sector or branch” EPD) all declared products must be described separately.

Indications for the general product description:

- Separate description of products/materials for each product standard applicable, citing the product types and names.
- Description of characteristic components.
- All factory locations for the respective product categories must be declared, alternatively a reference can be made to an overview in an appendix (mandatory information in the project report, voluntary information in the EPD document)

#### Specific notes for the creation of an EPD for ETICS:

The declared thermal insulation composite system must be described.

Example for the system description:

The thermal insulation composite system <product name> consists of

- Product name(s) (adhesive),
- Product name/s (insulation board made of <material>)
- Product name/s (anchors)
- Product name/s (flush)
- product name(s) (reinforcement),
- Product name/s (principle)
- Product name/s (finish plaster)

### 2.2 Application field

The use and application purpose of the named products are to specify. The individual applications (including functions) must be declared as a text or table format.

#### Example as a table format:

The thermal insulation composite system <product name> is used for thermal insulation and facade design of buildings. Special system structures apply to the base area, which is not considered here.

### 2.3 Standards, guidelines and regulations relevant for the product

The respective standard and/or general technical approval or comparable national regulation can be indicated.

Optional: Documentation under the frame of CE -certification such as certificates of constancy of performance, certificates of conformity of the internal production control on the manufacturer’s site, Declarations of performance, Official certificates of registration, European Technical Assessments or Technical permissions of construction industry can be cited.

#### Specific notes for the creation of an EPD for ETICS:

The applicable standard or the general building inspectorate approval or the comparable national regulation must be named.

In Austria, a European Technical Assessment (ETB) or a Construction Technical Approval (BTZ) from the OIB must be available for the system. In the case of an ETB, a certificate of constancy of performance (in system 1) or a certificate of conformity of the factory production control (in system 2+) as well as a declaration of performance as part of the CE marking is required, in the case of a BTZ a certificate of registration as part of the ÜA- Labelling. In general, only product combinations that are covered by the ETB or BTZ are permitted on the market.

## 2.4 Technical data

For products carrying a CE marking as per Construction Products Regulation (CPR) the EPD must declare at least the same technical data as required and indicated in the declaration of performance of the manufacturer. What kind of data is required in each individual case is to learn from the document underlying the CE marking: any Harmonized European Standard or European Technical Assessment (ETA). Additional technical data must be listed if relevant for product distinction or specification.

Specific notes for the creation of an EPD for ETICS:

In addition to the designation code, the following (structural) technical data in the delivery condition, if relevant for the declared product, must be given with reference to the test standard, in this case the European Technical Assessment (ETAG 004 for external thermal insulation composite systems).

**Table 1: Technical data of the declared system according to ETAG 004:**

Characterization	Value	Unit
Declared thermal conductivity $\lambda_D$ of the insulation material (in addition to ETAG 004)		W/mK
Water absorption of the base coat after 24 hours according to EN 1062-3		kg/m <sup>2</sup>
Water absorption of the plaster system after 24 hours according to EN 1062-3		kg/m <sup>2</sup>
Hygrothermal behavior (EOTA wall)		-
freeze-thaw behavior		-
shock resistance	Category I or II	
Adhesive tensile strength between base coat and thermal insulation material		kPa or break in the insulating material
Adhesive strength between the adhesive and the substrate		kPa
Adhesive tensile strength between adhesive and insulating material		kPa or break in the insulating material
Adhesive strength after aging		kPa or break in the insulating material
Resistance to wind loads		-
Thermal resistance according to EN 12667 / EN 12939		m <sup>2</sup> K/W
Weighted sound reduction index according to ÖNORM B 8115-4, September 2003 edition		dB
Euro class of fire behavior according to ÖNORM EN 13501-1		
transverse tensile strength of the insulating material		-
Shear stress of the insulation material		kPa
Shear modulus of the insulation material		MPa

For specific EPD the technical data of the product must be declared as required in Table 1.

For average EPD (“Sector or Branch-EPD”, “Group EPD” or “EPD from Associations”) Table 1 must be filled, average values or ranges are accepted, in addition a note stating „see product sheets“ pointing to single technical product sheets can be cited. Technical data must be provided by the manufacturers. The manufacturers are to ensure that the relevant data are accessible, and the LCA-practitioner must indicate the sources where the technical data can be downloaded.

In this case the average value of nominal density/ weight per m<sup>2</sup> used for calculating the LCA must be declared as an additional information in chapter 3.1.

Note:

When averaging, it should be taken into account that, with regard to possible grouping into classes, the gross density is more decisive than the application according to EN 16783.

In case of declaring average values ÖNORM EN 16783 chapter 6.3.6 must be considered:

Grouping of products and declaring average values is allowed without reporting differences, if the differences in each impact category are lower than 25 %. In other cases, the differences in the impact categories shall be reported together with average values.



## 2.5 Basic/auxiliary materials

The product components and/or contents and ingredients must be declared in mass-% to enable the user of the EPD to understand the composition and structure of the product in delivery status. These indications shall also support security and efficiency in installation, use and disposal of the product.

The declaration of mass-% can be accurate numbers or a range by analogy with REACH<sup>1</sup>. The mass of components that make up less than 1 mass-% of the total product mass can be declared with < 1 mass-%.

The declaration of material product content must list at least those substances contained in the product which are included in the “Candidate List of Substances of Very High Concern for Authorization” where their contents exceed the limit values (0.1 mass-% on product level) for registration by the European Chemicals Agency (ECHA<sup>2</sup>). If substances and preparations lose their hazardous features during manufacturing (e.g. after a complete chemical reaction) they are exempted from the obligation of declaration.

If the content of the material is below the limit of ECHA the following note must be stated in the EPD:

„The content of XXXX is below the limit values of the registration by the European Chemicals Agency (ECHA). Interpreting statements such as “... free of ...” or “... are entirely harmless ...” are not permissible.

The product components must be described in detail, so that their sort of product is clear, but the protection of sensitive data is assured, and company secrets are not revealed.

For additives, the function and substance class respective chemical group (i.e. hydraulic binders) must be stated. In addition to that all auxiliary materials and additives that stay within the product must be declared.

### Specific notes for the creation of an EPD for ETICS:

Table 2: Components of the thermal insulation composite system (amounts per functional unit FE = RD = 10 m2K/W)

Nr.	Components: x)	Function	EPD-Nr.	Mass	Einheit
1	<Produktname/n > x)	Glue (Consumption)			kg/m <sup>2</sup>
2	<Produktname/n > x)	Insulation board made of <material> (thickness, weight/m <sup>3</sup> , thermal conductivity)			cm, kg/m <sup>3</sup> , m <sup>2</sup> K/W
3	<Produktname/n > x)	Dowel made of <material>			Stück
4	<Produktname/n > x)	concealed (consumption)			kg/m <sup>2</sup>
6	<Produktname/n > x)	<Material> reinforcement			kg/m <sup>2</sup>
6	<Produktname/n > x)	reason for detention			kg/m <sup>2</sup>
7	<Produktname/n > x)	finishing coat (consumption)			kg/m <sup>2</sup>

Optional: footnote with description for each component

Examples:

1) text

<sup>1</sup> Regulation (EC) No 1907/2006 of the European Parliament and of the Council of 18 December 2006 concerning the Registration, Evaluation, Authorisation and Restriction of Chemicals (REACH), establishing a European Chemicals Agency, amending Directive 1999/45/EC and repealing Council Regulation (EEC) No 793/93 and Commission Regulation (EC) No 1488/94 as well as Council Directive 76/769/EEC and Commission Directives 91/155/EEC, 93/67/EEC, 93/105/EC and 2000/21/EC

<sup>2</sup> European Chemicals Agency: <http://echa.europa.eu/de>

2) text

3) text

### Auxiliaries / additives

Specifications and proportions of excipients are to be stated (in text or tabular format)

## 2.6 Production

The process of production must be described and illustrated with a simple figure (i.e. flow chart). In case of average EPD the production processes of all sites must be described respective a useful summary must be included and a list of all production sites must be provided in an annex. Quality management systems, eco management systems etc. can be referred to.

### Specific notes for the creation of an EPD for ETICS:

The system is manufactured by assembling the individual components on site (see the chapter on product processing and installation).

## 2.7 Packaging

Information concerning each component of packages:

Type (Foil, pallets, etc.),

Material (Paper, Polyethylene; including origin, e.g. recycled paper) and

Possibilities of reuse (e.g. multi way pallets).

### Specific notes for the creation of an EPD for ETICS:

Reference to the EPDs or product information for the individual components.

## 2.8 Conditions of delivery

Written description of conditions of delivery, units of delivery, size and dimension as well as requirements on storage important for the declared product(s). Example: rolls, slabs or mats.

### Specific notes for the creation of an EPD for ETICS:

Reference to the EPDs or product information for the individual components.

e.g.: Plates, buckets, rolls, boxes...delivery conditions of all components of the system must be described

## 2.9 Transport

Description of delivery (Route and means of transport).

### Specific notes for the creation of an EPD for ETICS:

Reference to the EPDs or product information for the individual components.

## 2.10 Processing/ installation

Description of way of treatment, used machines, tools, dust collection etc., auxiliary materials as well as measures of noise reduction.

Notes regarding recognized rules of engineering, work safety or protection of the environment can be included.

References to detailed processing directives and referrals to user safety (safe use instruction sheets) of the manufacturer are required.

### Specific notes for the creation of an EPD for ETICS:

Installation scenarios for use in ETICS must be described in detail (components of system).

### Specific LCA calculation rules for ETICS:

Installation scenarios for use in EIFS – allocation of material flows to be calculated in A1-A3 and those flows to be declared in A5 as per CEN TR 16970 = Guidance Document to EN 15804) must be described.

## 2.11 Use stage

Notes describing specific features of the material composition relevant for the use stage.

### Specific notes for the creation of an EPD for ETICS:

With thermal insulation composite systems, there are no changes in the material composition over the period of use if they are properly planned, properly and professionally installed and trouble-free used.

Influences on aging when used according to the rules of technology, recommended measures for care, damage prevention and damage repair are to be mentioned

### 2.12 Reference service life (RSL)

The indication of the reference service life (RSL) is imperative for EPDs covering the complete use stage (modules B1-B7), or if a use stage scenario is described, which refers to the lifetime of the product (“from cradle to grave”).

The RSL must refer to the declared technical and functional quality of the product. It must be established in line with all of the specific rules in the European product standards and must also take consideration of the ISO 15686-1, -2, -7 and -8 standards.

Where information is available for deriving the RSL from harmonized European product standards, such data has priority.

The assumption underlying the calculation of the RSL and for those only the RSL can be declared must be stated. Influence on aging as per recognized rules of engineering.

#### Specific notes for the creation of an EPD for ETICS:

Table 3: Reference service life (RSL)

Characterization	value	unit
top layer		years
thermal insulation composite system		years
Reference conditions on which the RSL is based (if relevant)		Individual units

See EN 15804+A2 clause 6.3.4 and Annex A requirements and guidelines for reference service life

If no reference service life can be determined according to the rules of EN 15804+A2 (Annex A), a default value from a complementary PCR of the CEN/TC product committees, if available, must be used. If no complementary PCR is available, the service life can be declared from service life catalogues, depending on the area of application, stating the source, e.g. according to BAU EPD-M-DOKUMENT-20-Reference-usage-times-20150810 (Austria) or the BBSR table "Useful lives of components on life cycle analysis according to BNB" (Germany). If no information can be found there, the RSL can be derived from other sets of regulations (Eurocodes, other basis).

### 2.13 Reuse and recycling

Possibilities and scenarios of reuse and recycling must be described.

### 2.14 Disposal

The different ways of disposal must be described.

The EAK-waste disposal code (Disposal code following the European list of waste) must be declared.

### 2.15 Further information

Optional details, indication of reference source for additional information, e.g. websites...

### 3. LCA: Calculation rules

#### 3.1 Declared unit/ Functional unit

The declared resp. functional unit, the mass reference and the conversion factor to 1 kg must be declared in a table.

##### **Specific LCA calculation rules for ETICS:**

The functional unit is 1 m<sup>2</sup> ETICS with a thermal insulation resistance (RD value) of 10 m<sup>2</sup>K/W. The functional unit and the conversion factor to 1 kg for the thickness-independent components (plaster, adhesive, reinforcement) and the thickness-dependent components (insulation material, anchors) must be specified in accordance with Table 4. The quantities of the remaining components are given in the chapter Basic materials.

**Table 4: Functional unit**

characterization	value	unit
Thermal insulation composite system with RD = 10 m <sup>2</sup> K/W	1	m <sup>2</sup>
Basis weight of the thickness-independent components for conversion into kg		kg/m <sup>2</sup>
Weight per unit area of the thickness-dependent components for conversion into kg		kg/m <sup>2</sup>

If average results of different products are declared, the methods of calculating the average values must be explained.

In this case the average value of nominal density/ weight per unit used for calculating the LCA must be declared as an additional information.

#### 3.2 System boundary

The type of EPD with regard to the applied system boundaries must be specified in the EPD. All building products and materials must declare modules A1-A3, modules C1-C4 and module D. The following EPD types may be specified:

- from the cradle to the factory gate with modules C1-C4 and module D (A1-A3 + C + D);
- from the cradle to the factory gate with options, modules A1-A3, C1-C4 and D (A1-A3 + C + D and additional modules. The additional modules may be one or more modules selected from A4 to B7);
- from cradle to grave and module D (A + B + C + D)

Exceptions to this rule are specified in EN 15804+A2, chapter 5.2.

Note: The specifications for the modules that must be declared no longer correspond to ÖNORM EN 16783:2017 - the specifications from EN 15804:2019+A2 apply primarily.

All declared life cycle stages (modules) are to be marked with an "X" in Table 8. Undeclared modules are to be marked with ND (= not declared).



Table 5: Declared life cycle stages

PRODUCT STAGE			CON-STRUCTION PROCESS STAGE		USE STAGE							END-OF-LIFE STAGE				BENEFITS AND LOADS BEYOND THE SYSTEM BOUNDARIES
A1	A2	A3	A4	A5	B1	B2	B3	B4	B5	B6	B7	C1	C2	C3	C4	D
Raw material supply	Transport	Manufacturing	Transport from the gate to the site	Construction, installation	Use	Maintenance	Repair	Replacement	Refurbishment	Operational energy use	Operational water use	De-construction, demolition	Transport	Waste processing	Disposal	Reuse-Recovery-Recycling-potential
x	x	x	x	x	x	x	x	x	x	x	x	x	x	x	x	x

X = included in LCA; MND = Module not declared

The modules assessed in the LCA study must be described shortly. It should be made apparent, which processes are calculated in which module and how the system boundaries to nature resp. to other product systems are set (if relevant for the declared product).

If not all modules are declared in an EPD, a clear justification must be given.

**Specific LCA calculation rules for ETICS:**

**Specific life cycle assessment rules for thermal insulation composite systems:**

Prerequisite for creating an EPD for ETICS are specific data for the following individual parts

- o insulating material
- o plaster mortar
- o Adhesive spatula

Generic data sets can be used for the remaining components (dowels, grids, etc.).

**A1-A3**

- The manufacture of all system components must be declared in A1-A3.

Caution: Here the system limits of the ETICS differ from those of the plaster mortar and other individual components, where auxiliary materials such as reinforcement fabric are to be declared in A5.

**A4-A5**

Guide values for material losses:

- o 10% of the delivery quantity for insulation panels for insulation of external walls
- o 3% of the delivery quantity for plasters and adhesives
- o 10% of the delivery quantity for reinforcement

If lower values are to be used, the manufacturer must submit proof of this.

**B1-B7**

- B1 use: any emissions of substances into the environment that are relevant to the life cycle assessment
- The repair processes may be neglected.
- The stage B4 replacement is equivalent to the end of product life
- Stages B5 conversion/renewal, B6 energy use and B7 water use are not applicable to thermal insulation composite systems. The environmental impacts are therefore “0” in the default scenario.

## C1 - C4 and D

- **The disposal phase must be balanced. No specific rules for thermal insulation composite systems.**

### 3.3 Flow chart of processes/stages in the life cycle

A meaningful flow chart describing the manufacturing process shall give further aid to comprehension. The flow chart must be subdivided at least into the phases of life cycle declared (production, use, end-of-life). The phases can be partitioned into appropriate process stages.

### 3.4 Estimations and assumptions

The assumptions and assessments that are important for the interpretation of the life cycle assessment are to be listed here.

### 3.5 Cut-off criteria

The application of the cut-off criteria according to MS-HB Chapter 5.5.3 must be documented here.

### 3.6 Data sources

The quality of the collected data must be described.

### 3.7 Data quality

The sources of the background data sets must be declared. If necessary, additional information on the quality of the used data sets shall be made (estimations). The issuing year of the used data material must be indicated.

### 3.8 Reporting period

The period under review must be documented (in case of average EPD this would be the basis of the calculated average).

### 3.9 Allocation

The allocations of relevance for calculation (appropriation of expenses across various products) must be indicated, at least:

- System boundary settings/allocation in the use of recycled and/or secondary raw materials
- Allocation concerning co-products
- Allocation of energy, auxiliary and operating materials used for individual products in a factory
- Loads and credits from recycling or energy recovery of packaging materials and production waste
- Loads and credits from recycling or energy recovery from the end of life of the product

whereby reference must be made to the modules in which the allocations are performed.

Detailed regulations concerning calculation of secondary materials and allocation MS-HB chapter "LCA rules" apply in all studies.

### 3.10 Comparability

With reference to comparability of EPD data the following facts must be mentioned:

Comparison or benchmarking of EPD data is only possible, if all compared data sets are calculating following EN 15804 in the same version, the same programme specific PCR-rules or other additional rules. The same background data sources and software versions must be applied. Moreover, the context of the function in the building or product specific features of performance must be considered.

## 4. LCA: Scenarios and additional technical information

The following information is mandatory to give for all declared modules, for modules not declared it is optional. If need, additional information can be declared.

### 4.1 A1-A3 product stage

Following EN 15804 no scenario documentation is required for A1-A3 for the declaration and calculation of these modules lies within the responsibility of the manufacturer and must not be altered by the LCA practitioner.

Note: the masses of packaging per declared unit must be indicated, this is especially important if A5 is not declared.

### 4.2 A4-A5 Construction process stage

Table 9 and the units listed must be used for calculation the environmental impact of the transport phase.

Table 10 and the units listed must be used for calculation the environmental impact of the installation into the building.

**Table 6: Description of the scenario „Transport to building site (A4)“**

Parameters to describe the transport to the building site (A4)	Quantity per unit
Average transport distance	km
vehicle type, Commission Directive 2007/37/EC (European Emission Standard)	-
Fuel type and average consumption of vehicle	l/100 km
Maximum transport mass	tons
Capacity utilisation (including empty returns)	%
Bulk density of transported products	kg/m <sup>3</sup>
Volume capacity utilisation factor (factor: =1 or <1 or ≥ 1 for compressed or nested packaged products)	-

x) The table must be filled with reference to the information available from the datasets used (i.e. in case of transport by ship). The datasets used must be noted in a footnote.

**Table 7: Description of the scenario „Installation of the product in the building (A5)“ as per table 8 in ÖNORM EN 15804**

Parameters to describe the installation of the product in the building (A5)	Quantity per unit
Ancillary materials for installation (specified by material);	Meaningful unit
Water use	m <sup>3</sup>
Other resource use	kg
Electricity demand	kWh or MJ
Other energy carrier(s): .....	kWh or other unit (e.g. litres)
Wastage of materials on the building site before waste processing, generated by the product’s installation (specified by type)	kg
Output materials (specified by type) as result of waste processing at the building site e.g. of collection for recycling, for energy recovery, disposal (specified by route)	kg
Direct emissions to ambient air, soil and water	kg

### 4.3 B1-B7 use stage

Reference Service life: [a]

The parameters and the units listed in the following tables must be used for calculation the environmental impact of the use stage (B2-B7). The tables can be excluded if no input or output happens. In this case a note of explanation would be sufficient: “In module BX-BY no material resp. mass flows occur, input +/- output = 0

**Table 8: Description of the scenario „maintenance (B2)“ based on table 9 in EN 15804**

Parameters maintenance (B2)	value	unit
Maintenance process		Description or source where description can be found

Maintenance cycle		Number per RSL or year <sup>a</sup>
Ancillary materials for maintenance, e.g. cleaning agent, specify materials		Kg/cycle
Waste material resulting from maintenance (specify materials)		kg
Net fresh water consumption during maintenance		m <sup>3</sup>
Energy input during maintenance, e.g. vacuum cleaning, energy carrier type, e.g. electricity, and amount, if applicable and relevant		kWh

Table 9: Description of the scenario „repair (B3)“

Parameters repair (B3)	value	unit
Repair process		Description or source where description can be found
Inspection process		Description or source where description can be found
Repair cycle		Number per RSL or year
Ancillary materials, e.g. lubricant, specify materials		Kg or kg/cycle
Waste material resulting from repair, (specify materials)		kg
Net fresh water consumption during repair		m <sup>3</sup>
Energy input during repair, e.g. crane activity, energy carrier type, e.g. electricity, and amount		kWh

Table 10: Description of scenario „replacement (B4)“

Parameters replacement (B4)	value	unit
Replacement cycle		Number per RSL or year
Energy input during replacement e.g. crane activity, energy carrier type, e.g. electricity and amount if applicable and relevant		kWh
Exchange of worn parts during the product’s life cycle, e.g. zinc galvanised steel sheet, specify materials		kg

Table 11: Description of scenario „refurbishment (B5)“

Parameters refurbishment (B5)	value	unit
Refurbishment process		Description or source where description can be found
Refurbishment cycle		Number per RSL or year
Energy input during refurbishment e.g. crane activity, energy carrier type, e.g. electricity, and amount if applicable and relevant		kWh
Material input for refurbishment, e.g. bricks, including ancillary materials for the refurbishment process e.g. lubricant, (specify materials)		kg or kg / cycle
Waste material resulting from refurbishment (specify materials)		kg
Further assumptions for scenario development, e.g. frequency and time period of use, number of occupants		Units as appropriate

Table 12: Description of scenarios „energy (B6)“ resp. „Water (B7)“

Parameters energy (B6) and water (B7)	value	unit
Ancillary materials, e.g. lubricant, specify materials		Kg or kg/cycle
Net fresh water consumption		m <sup>3</sup>
Type of energy carrier, e.g. electricity, natural gas, district heating		kWh or m <sup>3</sup>
Power output of equipment		kW
Characteristic performance, e.g. energy efficiency, emissions, variation of performance with capacity utilisation etc.		units as appropriate
Further assumptions for scenario development, e.g. frequency and period of use, number of occupants		units as appropriate

**Specific LCA calculation rules for ETICS:**

For ETICS no LCA-relevant material- and energy flows occur in use stage (B1). Therefore, results in B1 must be declared with “0”. During use stage no processes with regard to maintenance, repair or replacement and refurbishment occur, therefore no environmental impact is to calculate in modules B2-B5 (the results must be declared with “0”). Modules B6 and B7 are not relevant for insulating materials, with that no impact is to calculate ( B6 and B7 must be declared with “0”).

**4.4 C1-C4 End-of-Life stage**

Short description of processes concerning disposal and scenarios going with that (i.e. for transport).

**Specific LCA calculation rules for ETICS:**

Existing processes of treatment should be described, even if technical or economic framework conditions make treatment not sensible at the time of publication of the EPD.

**Table 13: Description of the scenario „Disposal of the product (C1 to C4)“ according to table 12 in EN 15804**

Parameters for End-of-Life stage (C1-C4)	value	Quantity per m <sup>3</sup> insulation material
Collection process specified by type		kg collected separately
		kg collected with mixed construction waste
Recovery system specified by type		kg for re-use
		kg for recycling
		kg for energy recovery
Disposal specified by type		kg product or material for final deposition
Assumptions for scenario development, e.g. transportation		Appropriate units

**4.5 D Potential of reuse and recycling**

Short description of assumptions for reuse-, recover- and recycling processes.

**Specific LCA calculation rules for ETICS:**

Any substitutions of primary materials with regards to any considered share of secondary materials from insulating materials removed in C1 must be declared in module D (net flows).

**Table 14: Description of the scenario „re-use, recovery and recycling potential (module D)“**

(Substituted primary materials resp. technologies must be declared in a separate footnote (including technical information)).

Parameters for module D	value	unit
Materials for reuse, recovery or recycling from A4-A5		%
Energy recovery or secondary fuels from A4-A5		MJ/t resp. kg/t
Materials for reuse, recovery or recycling from B2-B5		%
Energy recovery or secondary fuels from B2-B5		MJ/t resp. kg/t
Materials for reuse, recovery or recycling from C1-C4		%
Energy recovery or secondary fuels from C1-C4		MJ/t resp. kg/t

## 5. LCA: results

The declaration of environmental indicators must be listed in the following tables with reference only to the declared life cycle stages. Indicator values should be declared with three valid digits (eventually exponential form (e.g.  $1.23E-5 = 0.0000123$ )). A uniform format should be used for all values of one indicator. It is preferred that the definitions of the environmental indicators are spelled out completely to ensure the best possible readability. If space is needed in case of too many columns the defined abbreviations are accepted.

Note: ÖNORM EN 16783 Section 6.3.6 applies when specifying averages:

Groupings of substances and declaration of mean values are acceptable without stating differences if the differences in each impact category are less than 25%. In other cases, the differences in the impact categories must be given together with mean values.

**Table 15: Parameters to describe the environmental impact of mineral insulating products per declared/functional unit**

Parameter	unit	A1-A3	A4	A5	B1	B2	B5	B6	B7	C1	C2	C3	C4	D
GWP total	kg CO <sub>2</sub> eq.													
GWP fossil fuels	kg CO <sub>2</sub> eq.													
GWP biogenic	kg CO <sub>2</sub> eq.													
GWP luluc	kg CO <sub>2</sub> eq.													
ODP	kg CFC-11 eq.													
AP	mol H <sup>+</sup> eq.													
EP freshwater	kg PO <sub>4</sub> <sup>3-</sup> eq.													
EP marine	kg N eq.													
EP terrestrial	mol N eq.													
POCP	kg NMVOC eq.													
ADPE	kg Sb eq.													
ADPF	MJ H <sub>u</sub>													
WDP	m <sup>3</sup> Welt eq. entz.													
Legende	GWP = Global warming potential; luluc = land use and land use change; ODP = Depletion potential of the stratospheric ozone layer; AP = Acidification potential, Accumulated Exceedance; EP = Eutrophierungspotenzial; EP = Eutrophication potential; POCP = Formation potential of tropospheric ozone photochemical oxidants; ADPE = Abiotic depletion potential for non-fossil resources; ADPF = Abiotic depletion potential for fossil resources WDP = Water (user) deprivation potential, deprivation-weighted water consumption													

**Table 16: Additional environmental indicators**

Parameter	Unit	A1-A3	A4	A5	B1	B2	B5	B6	B7	C1	C2	C3	C4	D
PM	disease incidence													
IRP	kBq U235 eq.													
ETP-fw	CTUe													
HTP-c	CTUh													
HTP-nc	CTUh													
SQP	dimension-less													
Legende	PM = Potential incidence of disease due to Particulate Matter emissions; IRP = Potential Human exposure efficiency relative to U235; ETP-fw = Potential Comparative Toxic Unit for ecosystems; HTP-c = Potential Comparative Toxic Unit for humans – cancer effect; HTP-nc = Potential Comparative Toxic Unit for humans – non-cancer effect; SQP = Potential soil quality index													

Table 17: Parameters to describe the use of resources of mineral insulating products per declared/functional unit

Parameter	unit	A1-A3	A4	A5	B1	B2	B5	B6	B7	C1	C2	C3	C4	D
PERE	MJ, net calorific value													
PERM	MJ, net calorific value													
PERT	MJ, net calorific value													
PENRE	MJ, net calorific value													
PENRM	MJ, net calorific value													
PENRT	MJ, net calorific value													
SM	kg													
RSF	MJ, net calorific value													
NRSF	MJ, net calorific value													
FW	m³													
Legend	PERE = Renewable primary energy as energy carrier; PERM = Renewable primary energy resources as material utilization; PERT = Total use of renewable primary energy resources; PENRE = Non-renewable primary energy as energy carrier; PENRM = Non-renewable primary energy as material utilization; PENRT = Total use of non-renewable primary energy resources; SM = Use of secondary material; RSF = Use of renewable secondary fuels; NRSF = Use of non-renewable secondary fuels; FW = Use of fresh water													



contains restrictions that must be declared according to the following classification in the project report and in the EPD with regard to the declaration of relevant core and additional environmental impact indicators.

Table 18 contains restrictions that must be declared according to the following classification in the project report and in the EPD with regard to the declaration of relevant core and additional environmental impact indicators.

Table 18: Classification of disclaimers to the declaration of core and additional environmental impact indicators

ILCD-classification	Indicator	Disclaimer
ILCD-Type 1	GWP Global Warming Potential	none
	ODP Ozone Depletion Potential	none
	PM Particulate Matter	none
ILCD-Type 2	Acidification potential, Accumulated Exceedance (AP)	none
	Eutrophication potential, Fraction of nutrients reaching freshwater end compartment (EP-freshwater)	none
	Eutrophication potential, Fraction of nutrients reaching marine end compartment (EP-marine)	none
	Eutrophication potential, Accumulated Exceedance (EP-terrestrial)	none
	Formation potential of tropospheric ozone (POCP)	none
	Potential Human exposure efficiency relative to U235 (IRP)	1
ILCD-Type 3	Abiotic depletion potential for non-fossil resources (ADP-minerals&metals)	2
	Abiotic depletion potential for fossil resources (ADP-fossil)	2
	Water (user) deprivation potential, deprivation-weighted water consumption (WDP)	2
	Potential Comparative Toxic Unit for ecosystems (ETP-fw)	2
	Potential Comparative Toxic Unit for humans (HTP-c)	2
	Potential Comparative Toxic Unit for humans (HTP-nc)	2
	Potential Soil quality index (SQP)	2
Disclaimer 1 – This impact category deals mainly with the eventual impact of low dose ionizing radiation on human health of the nuclear fuel cycle. It does not consider effects due to possible nuclear accidents, occupational exposure nor due to radioactive waste disposal in underground facilities. Potential ionizing radiation from the soil, from radon and from some construction materials is also not measured by this indicator.		
Disclaimer 2 – The results of this environmental impact indicator shall be used with care as the uncertainties on these results are high or as there is limited experienced with the indicator.		

**Table 19: Parameters describing LCA-output flows and waste categories of mineral insulating products per declared/functional unit**

Parameter	unit	A1-A3	A4	A5	B1	B2	B5	B6	B7	C1	C2	C3	C4	D
HWD	kg													
NHWD	kg													
RWD	kg													
CRU	kg													
MFR	kg													
MER	kg													
EEE	MJ													
EET	MJ													
Legend	HWD = Hazardous waste disposed; NHWD = Non-hazardous waste disposed; RWD = Radioactive waste disposed; CRU = Components for re-use; MFR = Materials for recycling; MER = Materials for energy recovery; EEE = Exported electric energy; EET = Exported thermal energy													

**Table 20: Information for description biogenic carbon content at factory gate**

Biogenic carbon content	unit
Biogenic carbon content in the product	kg C
Biogenic carbon content of packing	kg C
Note: 1 kg biogenic carbon is equivalent to 44/12 kg CO <sub>2</sub>	

If the mass of biogenic carbon containing materials in the product is less than 5 % of the mass of the product, the declaration of biogenic carbon content may be omitted.

If the mass of biogenic carbon containing materials in the packaging is less than 5 % of the total mass of the packaging, the declaration of the biogenic carbon content of the packaging may be omitted.

## 6. LCA: Interpretation

For better understanding of the LCA, the aggregated indicators of the inventory analysis as well as those of the impact assessment (LCIA) from chapter 5 must be interpreted in a dominance analysis. The interpretation must describe a range resp. variance of LCIA results, if the EPD is valid for more than one product.

It is recommended to illustrate the results with graphic elements (i.e. the dominance analysis showing distribution of environmental impacts over several modules...)

When declaring average products, the range of possible results for the individual products for the main impact categories that are relevant to the materials used must be specified.

As for module D, the interpretation must declare, that the benefits and loads lie beyond the system boundary. Any graphic elements showing result interpretation of the life cycle must be created in a way, that modules A1-C4 and module D are displayed separate picture elements. Alternatively, the results can be interpreted without graphic elements.

### Extension of an EPD:

**It is mandatory to declare in a separate block in the project report:**

**Reasons for deviations of results of single indicators of more than 15% compared to the results before. This serves as an information for verifiers and enhances legal compliance. Users of the data can be informed of such facts.**

**Claims that can be published (i.e. same framework conditions, different electricity mix) can be declared in the EPD, if desired.**

## 7. Literature

Relevant standards and sources for the preparation of the EPD resp. for the definition of the product must be listed here. The full documentation of references is to be done as follows:

Author, First name. and Author, First name. (year). Title of article. subtitle. location: publishing company.  
 Author, First name. (year). Title of article. In: Surname, First name. and Surname, First name. (Publishing company): Name of paper. Bd. 2 or year number, 207-210.  
 Organisation (Year): Full name of standard or rule. Date of Issue. Location. Legal institution.

Always to be quoted:

ÖNORM EN 13162: Thermal insulation products for buildings - Factory made mineral wool (MW) products - Specification

ÖNORM EN ISO 14040 Environmental management - Life cycle assessment -- Principles and framework

ÖNORM EN ISO 14044 Environmental management - Life cycle assessment -- Requirements and guidelines

ÖNORM EN ISO 14025 Environmental labels and declarations -Type III environmental declarations -- Principles and procedures

ÖNORM EN 15804 Sustainability of construction works - environmental product declarations. Core rules for the product category of construction products

ÖNORM 16783-Thermal insulation products — Product category rules (PCR) for factory made and in-situ formed products for preparing environmental product declarations

Management system handbook including applicable documents from Bau EPD GmbH

## 8. Directory and Glossary

### 8.1 List of figures

[none.](#)

### 8.2 List of tables

Table 1: Technical data of the declared system according to ETAG 004: .....	11
Table 2: Components of the thermal insulation composite system (amounts per functional unit FE = RD = 10 m <sup>2</sup> K/W) .....	13
Table 3: Reference service life (RSL) .....	15
Table 4: Functional unit .....	16
Table 5: Declared life cycle stages .....	17
Table 6: Description of the scenario „Transport to building site (A4)“ .....	19
Table 7: Description of the scenario „Installation of the product in the building (A5)“ as per table 8 in ÖNORM EN 15804 ...	19
Table 8: Description of the scenario „maintenance (B2)“ based on table 9 in EN 15804 .....	19
Table 9: Description of the scenario „repair (B3)“ .....	20
Table 10: Description of scenario „replacement (B4)“ .....	20
Table 11: Description of scenario „refurbishment (B5)“ .....	20
Table 12: Description of scenarios „energy (B6)“ resp. „Water (B7)“ .....	20
Table 13: Description of the scenario „Disposal of the product (C1 to C4)“ according to table 12 in EN 15804 .....	21
Table 14: Description of the scenario „re-use, recovery and recycling potential (module D)“ .....	22
Table 15: Parameters to describe the environmental impact of mineral insulating products per declared/functional unit .....	23
Table 16: Additional environmental indicators .....	23
Table 17: Parameters to describe the use of resources of mineral insulating products per declared/functional unit .....	24
Table 18: Classification of disclaimers to the declaration of core and additional environmental impact indicators .....	25
Table 19: Parameters describing LCA-output flows and waste categories of mineral insulating products per declared/functional unit .....	26
Table 20: Information for description biogenic carbon content at factory gate .....	26



## 8.3 Abbreviations

### 8.3.1 Abbreviations as per ÖNORM EN 15804

EPD	environmental product declaration
PCR	product category rules
LCA	life cycle assessment
LCI	life cycle inventory analysis
LCIA	life cycle impact assessment
RSL	reference service life
ESL	estimated service life
EPBD	Energy Performance of Buildings Directive
GWP	global warming potential
ODP	depletion potential of the stratospheric ozone layer
AP	acidification potential of soil and water
EP	eutrophication potential
POCP	formation potential of tropospheric ozone
ADP	abiotic depletion potential

### 8.3.2 Abbreviations as per PCR on hand

CE-mark	french: Communauté Européenne or Conformité Européenne = EC certificate of conformity
REACH	Registration, Evaluation, Authorisation and Restriction of Chemicals

 <p>Bau-EPD Baustoffe mit Transparenz</p>	<p><b>Owner and Publisher</b></p> <p>Bau EPD GmbH Seidengasse 13/3 1070 Wien Österreich</p> <p>Tel +43 699 15 900 500 Mail office@bau-epd.at Web www.bau-epd.at</p>
 <p>Bau-EPD Baustoffe mit Transparenz</p>	<p><b>Programme Operator</b></p> <p>Bau EPD GmbH Seidengasse 13/3 1070 Wien Österreich</p> <p>Tel +43 699 15 900 500 Mail office@bau-epd.at Web www.bau-epd.at</p>
<p>Logo</p>	<p><b>Author of the Life Cycle Assessment</b></p> <p>Name of creator in person [redacted] Mail Person creator Name of Institution (if rel.) [redacted] Tel Address [redacted] Fax Postcode, Location [redacted] Mail Web</p>
<p>Logo</p>	<p><b>Holder of the declaration</b></p> <p>Name of creator in person [redacted] Tel Name of Institution (if rel.) [redacted] Fax Address [redacted] Mail Postcode, Location [redacted] Web</p>